



EDGE DEFENSE™

Edge Defense Mat Layout Procedure

1. Sketch total area to be monitored.
2. List mat sizes desired to completely monitor the area.
3. If area to monitor is too complex to determine mat sizes, submit drawing.



Mat Sizes - Inches/Millimeters

Standard Mat Widths (A)

12" / 305mm	36" / 914mm
18" / 457mm	42" / 1067mm
24" / 610mm	48" / 1219mm
30" / 762mm	

Standard Mat Lengths (B)

12" / 305mm	84" / 2134mm
18" / 457mm	90" / 2286mm
24" / 610mm	96" / 2438mm
30" / 762mm	102" / 2591mm
36" / 914mm	108" / 2743mm
42" / 1067mm	114" / 2896mm
48" / 1219mm	120" / 3048mm
54" / 1372mm	126" / 3200mm
60" / 1524mm	132" / 3353mm
66" / 1676mm	138" / 3505mm
72" / 1829mm	144" / 3658mm
78" / 1981mm	



Example Part #	ED1	-	48	-	96	-	E	-	20	-	20	-	S
(prefix)			Width		Length		Mat Wiring		Wire Length (LEFT)		Wire Length (RIGHT)		Options
			12, 18, 24, 30, 36, 42, 48		12, 18, 24, 30, 36, 42, 48, 54, 60, 66, 72, 78, 84, 90, 96, 102, 108, 114, 120, 126, 132, 138, 144		E X W P		Order in feet. 1' (.3048m) supplied standard. Specify longer lengths if needed, 100' (30.48m) maximum.		Order in feet. 1' (.3048m) supplied standard. Specify longer lengths if needed, 100' (30.48m) maximum.		S-Designates a special cut, contour notch, wire exit or angle in mat (please submit drawing).

SPECIALS...

Customized mats and wire exits can be provided. Submit drawing and requirements.

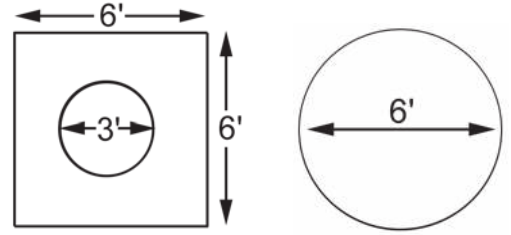
Note: Single mats and first and last mats of a daisy chain system will require longer wire. Please specify length.

Edge Defense - Safety Mat System

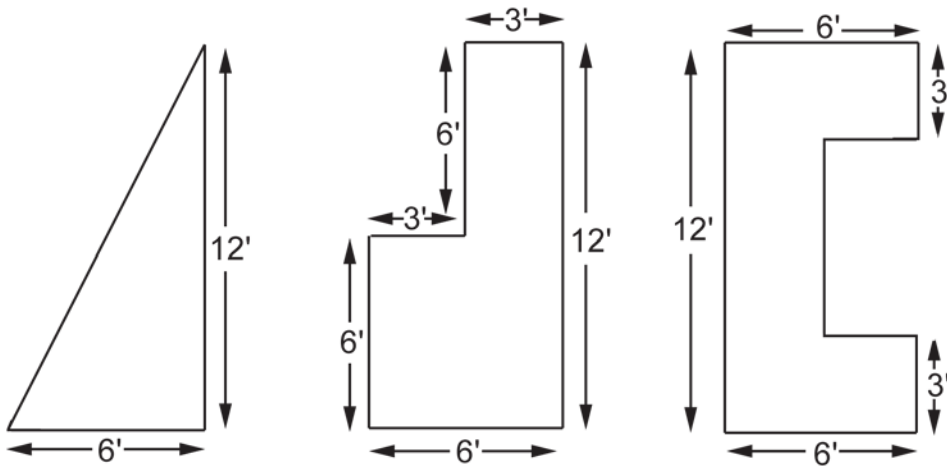
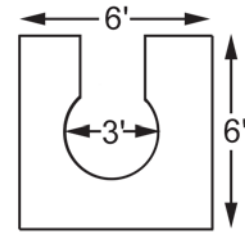
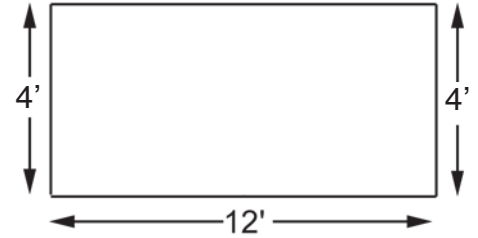
Your customized Edge Defense - Safety Mat System is installed around the perimeter of the roof. Each UV-coated Edge Defense mat contains electrodes that make up a sealed sensor system designed to prevent falls.

The sizes and shapes shown are single piece mat installations that illustrate the manufacturing versatility of the Edge Defense - Safety Mat System.

- The wiring exit positions can be located anywhere on the mat perimeter, but "E" is standard.
- The mat sizes shown can easily be altered to fulfill your specific project needs. If a specific shape is required, designate with "S" and submit a drawing.



(STANDARD SHAPE)



Metric Conversions
 3' = .91 meters
 6' = 1.83 meters
 12' = 3.66 meters

Edge Defense Mat Wiring Options

- E - (STANDARD WIRING)**
2-2 conductor wires exiting at opposite corners on B dimension.
- X** - 2-2 conductor wires exiting at center of mat on B dimension.
- W** - 4 conductor wire out of the top left corner (home run wiring to mat controller). *single mat only
- E** - 4 conductor wire out of the upper left corner; 20' (6m) wire extension supplied standard. (home run wiring to mat controller). *single mat only

